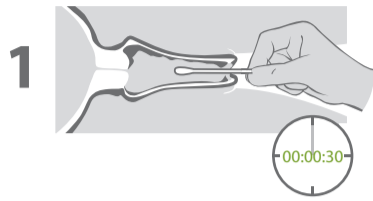
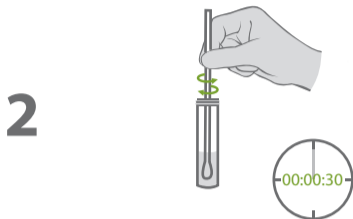


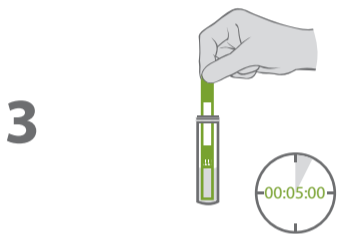
Test Procedure



1 Collect sample of vaginal discharge with sterile collection swab (speculum optional).



2 Rinse specimen swab in solvent vial. Discard swab.



3 Insert test strip into vial and remove if 2 lines are visible, or at 5 minutes sharp.

See **"Reading the Results"** for interpretation details.

Important Notice: To ensure accurate results, read and carefully follow the directions for use.

Quick Facts

- ✔ High positive & negative predictive value
- ✔ Speculum examination optional
- ✔ Results in 5 minutes or less
- ✔ No special equipment or training needed
- ✔ Wide gestational age range

Reading the Results

Positive Result



Important Notice: Faint or broken lines should always be read as positive.

Negative Result

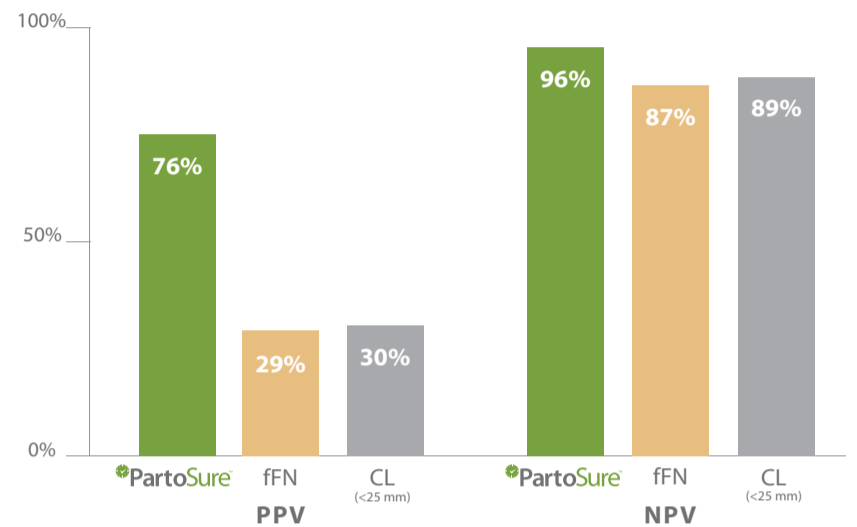


Invalid Result



Test Performance

Prediction of spontaneous preterm delivery within 7 days in patients with threatened preterm labour



"PartoSure is the single most accurate test when compared to fFN and CL for prediction of imminent spontaneous delivery"

Nikolova et al. J Perinat Med. 2015 Jan 6. [Epub ahead of print].

Proper Sample Collection Tips

- ✔ Collect specimen from patients presenting with signs, symptoms or complaints suggestive of preterm labor
- ✔ Can be collected in presence of non-significant blood admixtures. **Test will still function properly with trace amounts of blood on swab.**
- ✔ Can be collected if urine, semen or vaginal infections are present
- ✔ Can collect specimen from patients from 20 to 36^{6/7} weeks gestational age